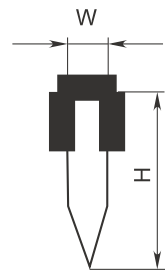
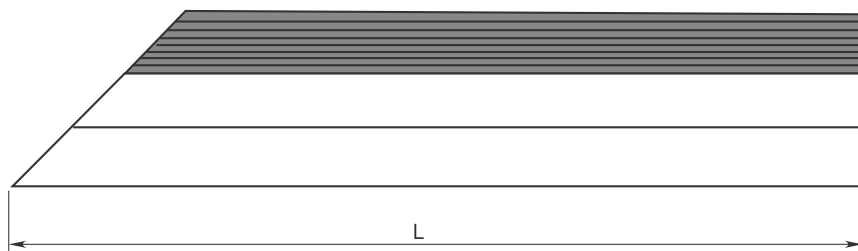





STAINLESS STEEL STRAIGHT EDGE

**DIN
874**



- 
 - Use with feeler gauge or light gap method to measure the straightness and parallelism
- 
 - Strictly made in accordance with DIN874
 - With one beveled edge
- 
 - Made of hardened stainless steel
 - Satin chrome finish for glare-free easy reading
 - Measuring surfaces are precision ground and lapped

Unit:mm

Code	Standard	Size(L)	Straightness	H	W
9131-2105	DIN874/00	75	0.0015	25	5
9131-2110	DIN874/00	100	0.0017	25	5
9131-2115	DIN874/00	125	0.0018	30	6
9131-2120	DIN874/00	150	0.0020	30	6
9131-2125	DIN874/00	200	0.0023	30	6